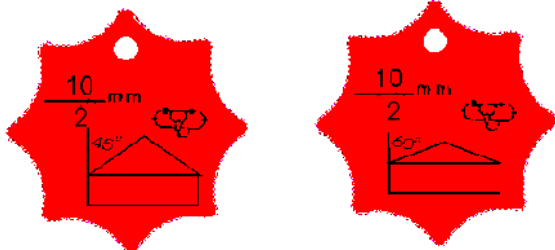
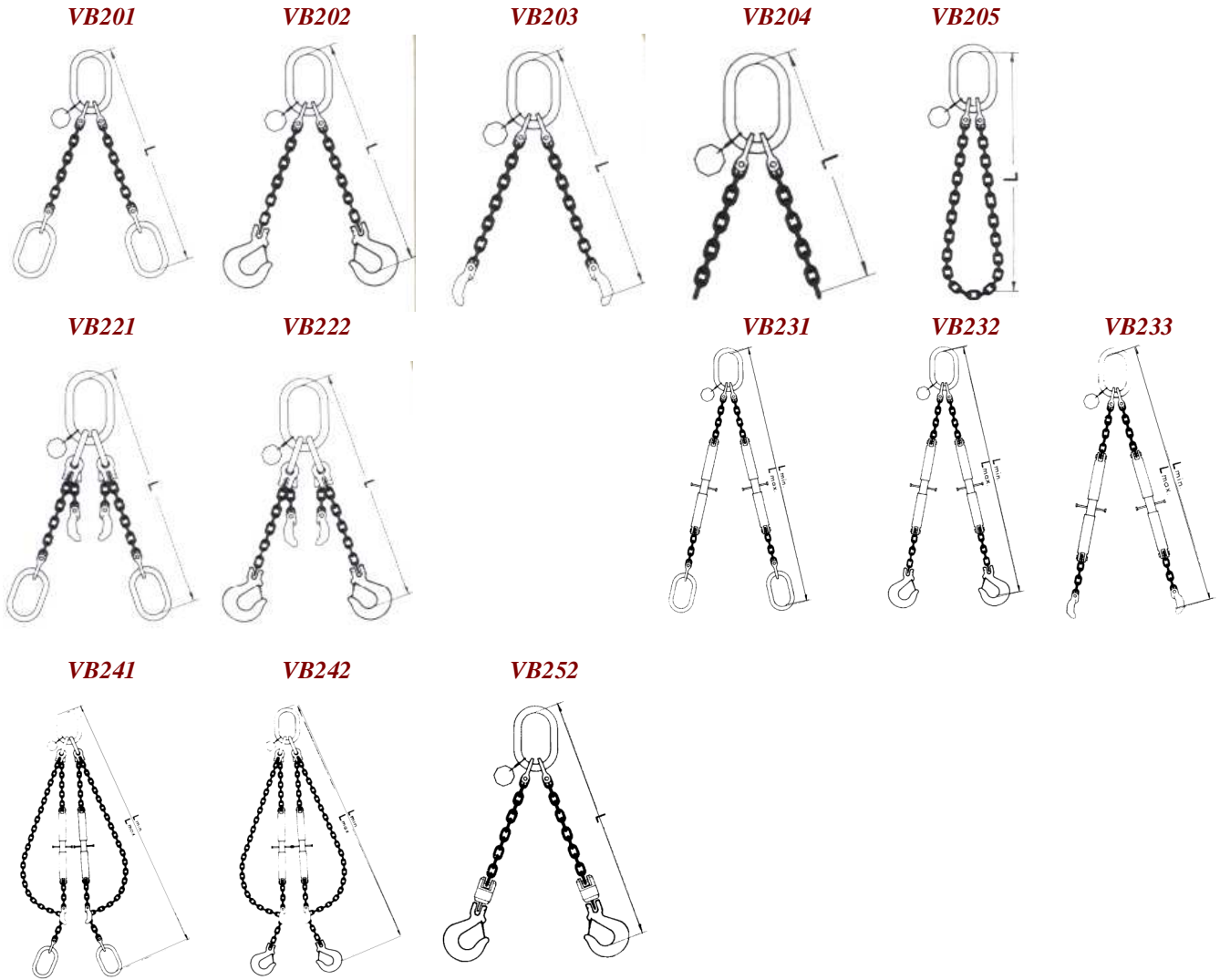
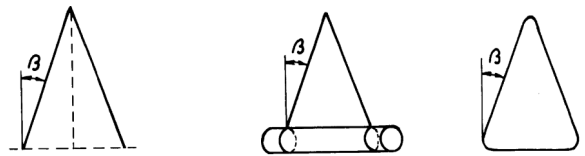


TWO – STIRRUPED CHAINS series of quality 8



nominal diameter and load capacity for chains



d	kg	$\beta=0^{\circ}-45^{\circ}$	$45^{\circ}-60^{\circ}$	$\beta=0^{\circ}-45^{\circ}$	$45^{\circ}-60^{\circ}$	$\beta=0^{\circ}-45^{\circ}$	$45^{\circ}-60^{\circ}$
6	1120	1500	1120	1250	850	1200	850
8	2000	2800	2000	2240	1600	2200	1600
10	3150	4700	3150	3500	2500	3600	2500
13	5300	7400	5300	5900	4200	5800	4000
16	8000	11200	8000	9000	6300	9000	6600
18	10000	14000	10000	11200	8000	11200	8000

FACTORS OF REDUCED WORKING LOAD CAPACITY AS TO VALUES IN THE TABLE

unsymmetrical	0,715	1	0,715	1		
temperature	-40 ^o do +200 ^o C		+200 ^o do +300 ^o C		+300 ^o do +400 ^o C	
	1		0,9		0,75	